



# Square Box with Top Flap - Pattern 15




Small




XL



Large




Medium




# Square Box with Top Flap - Pattern 15 Larger Scale




Small




XL



Large




Medium




# Square Box with Top Flap - Plain Plum




XL




Small



Large




Medium




# Square Box with Top Flap - Plain Pink




XL




Small



Large




Medium




# Square Box with Top Flap - Plain Pale Pink




XL




Small



Large




Medium




# Square Box with Top Flap - Plain Blue




XL




Small





Large




Medium













the 1990s, the number of people with a tertiary education has increased in all countries, but the increase has been particularly rapid in the emerging economies. The number of people with a tertiary education in the emerging economies has increased from 10% in 1990 to 20% in 2000, and is projected to reach 30% by 2010 (UNEP 2000).

As a result of the increase in the number of people with a tertiary education, the number of people with a tertiary education in the emerging economies has increased from 10% in 1990 to 20% in 2000, and is projected to reach 30% by 2010 (UNEP 2000). The number of people with a tertiary education in the emerging economies has increased from 10% in 1990 to 20% in 2000, and is projected to reach 30% by 2010 (UNEP 2000).

The number of people with a tertiary education in the emerging economies has increased from 10% in 1990 to 20% in 2000, and is projected to reach 30% by 2010 (UNEP 2000). The number of people with a tertiary education in the emerging economies has increased from 10% in 1990 to 20% in 2000, and is projected to reach 30% by 2010 (UNEP 2000).

The number of people with a tertiary education in the emerging economies has increased from 10% in 1990 to 20% in 2000, and is projected to reach 30% by 2010 (UNEP 2000). The number of people with a tertiary education in the emerging economies has increased from 10% in 1990 to 20% in 2000, and is projected to reach 30% by 2010 (UNEP 2000).

The number of people with a tertiary education in the emerging economies has increased from 10% in 1990 to 20% in 2000, and is projected to reach 30% by 2010 (UNEP 2000). The number of people with a tertiary education in the emerging economies has increased from 10% in 1990 to 20% in 2000, and is projected to reach 30% by 2010 (UNEP 2000).

The number of people with a tertiary education in the emerging economies has increased from 10% in 1990 to 20% in 2000, and is projected to reach 30% by 2010 (UNEP 2000). The number of people with a tertiary education in the emerging economies has increased from 10% in 1990 to 20% in 2000, and is projected to reach 30% by 2010 (UNEP 2000).

The number of people with a tertiary education in the emerging economies has increased from 10% in 1990 to 20% in 2000, and is projected to reach 30% by 2010 (UNEP 2000). The number of people with a tertiary education in the emerging economies has increased from 10% in 1990 to 20% in 2000, and is projected to reach 30% by 2010 (UNEP 2000).

The number of people with a tertiary education in the emerging economies has increased from 10% in 1990 to 20% in 2000, and is projected to reach 30% by 2010 (UNEP 2000). The number of people with a tertiary education in the emerging economies has increased from 10% in 1990 to 20% in 2000, and is projected to reach 30% by 2010 (UNEP 2000).



the 1990s, the number of people in the UK who are aged 65 and over has increased from 10.5 million to 13.5 million, and the number of people aged 75 and over has increased from 4.5 million to 6.5 million (ONS 2002).

There is a growing awareness of the need to address the needs of older people, and the UK Government has set out a strategy for the 21st century (Department of Health 2001). The strategy is based on the principle of 'active ageing', which is defined as 'the process of optimising opportunities for health, participation in society, and security in old age' (Department of Health 2001, p. 10).

The strategy is based on three pillars: health, participation and security. The Department of Health has set out a number of objectives for each pillar, and has identified a number of key areas for action. The key areas for action are: health, participation, security, and the environment. The Department of Health has set out a number of objectives for each pillar, and has identified a number of key areas for action.

The Department of Health has set out a number of objectives for each pillar, and has identified a number of key areas for action. The key areas for action are: health, participation, security, and the environment. The Department of Health has set out a number of objectives for each pillar, and has identified a number of key areas for action.

The Department of Health has set out a number of objectives for each pillar, and has identified a number of key areas for action. The key areas for action are: health, participation, security, and the environment. The Department of Health has set out a number of objectives for each pillar, and has identified a number of key areas for action.

The Department of Health has set out a number of objectives for each pillar, and has identified a number of key areas for action. The key areas for action are: health, participation, security, and the environment. The Department of Health has set out a number of objectives for each pillar, and has identified a number of key areas for action.

The Department of Health has set out a number of objectives for each pillar, and has identified a number of key areas for action. The key areas for action are: health, participation, security, and the environment. The Department of Health has set out a number of objectives for each pillar, and has identified a number of key areas for action.

The Department of Health has set out a number of objectives for each pillar, and has identified a number of key areas for action. The key areas for action are: health, participation, security, and the environment. The Department of Health has set out a number of objectives for each pillar, and has identified a number of key areas for action.

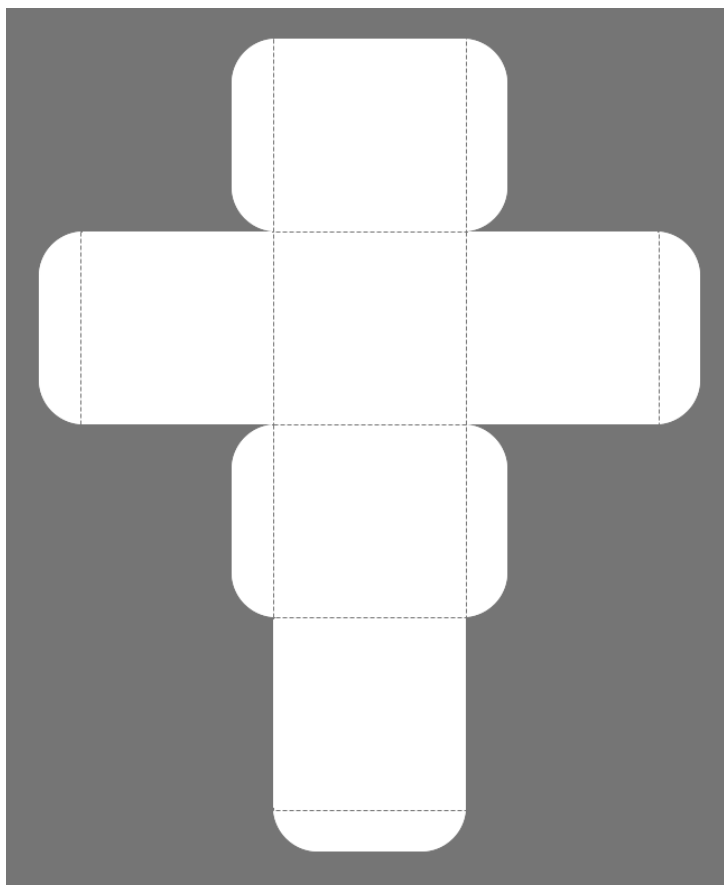
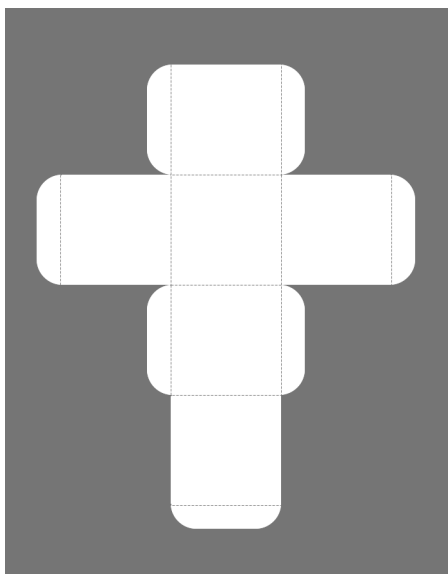
The Department of Health has set out a number of objectives for each pillar, and has identified a number of key areas for action. The key areas for action are: health, participation, security, and the environment. The Department of Health has set out a number of objectives for each pillar, and has identified a number of key areas for action.

# Square Box with Top Flap Template with Fold Lines

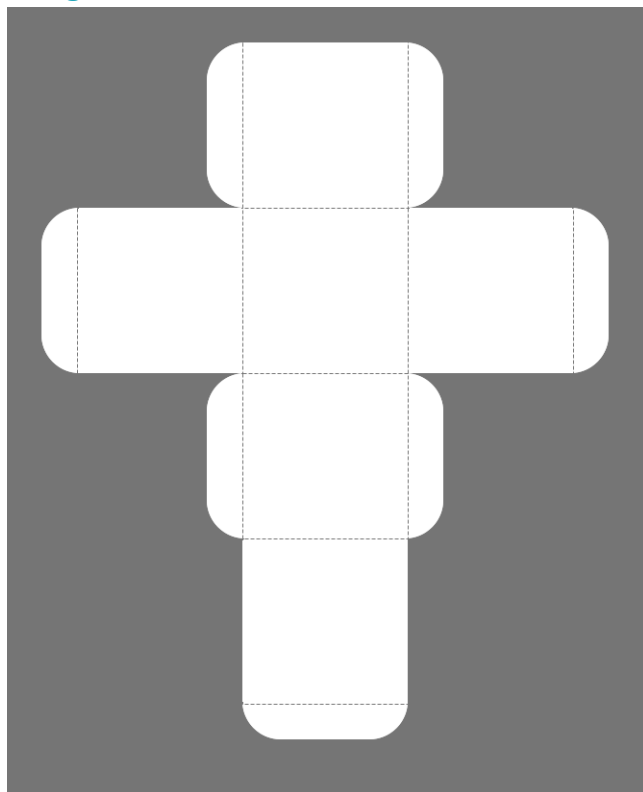


XL

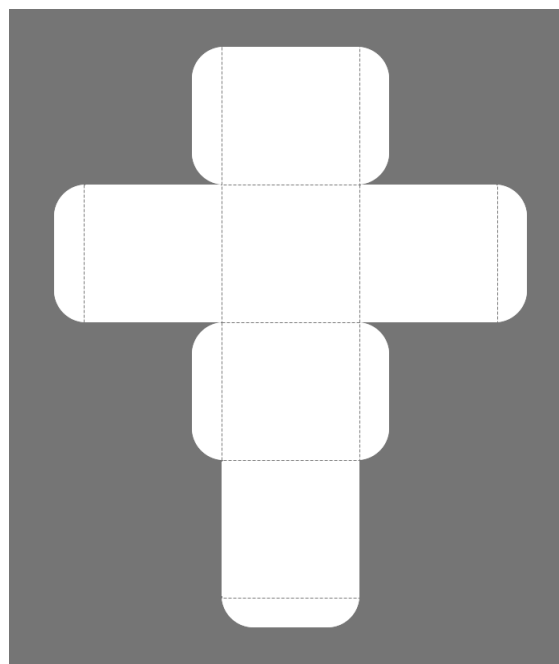
Small



Large



Medium



Visit [sunidoll.com](http://sunidoll.com) for more patterns and tutorials.

SUNI