

# Eye Stickers for LOL Surprise OMG Dolls - Set 1

## Design #1



Doll's Right Eye  
(Left to you)



Doll's Left Eye  
(Right to you)

## Design #2



Doll's Right Eye  
(Left to you)



Doll's Left Eye  
(Right to you)

## Design #3



Doll's Right Eye  
(Left to you)



Doll's Left Eye  
(Right to you)

## Design #4



Doll's Right Eye  
(Left to you)



Doll's Left Eye  
(Right to you)

## Design #5



Doll's Right Eye  
(Left to you)



Doll's Left Eye  
(Right to you)

## Design #6



Doll's Right Eye  
(Left to you)



Doll's Left Eye  
(Right to you)

## Design #7



Doll's Right Eye  
(Left to you)



Doll's Left Eye  
(Right to you)

## Design #8



Doll's Right Eye  
(Left to you)



Doll's Left Eye  
(Right to you)

© Tracey Marsden 2021. All Rights Reserved.  
This pattern is for personal, non-commercial use only.

Visit [sunidoll.com](http://sunidoll.com) for more patterns and tutorials.

SUNI

# Eye Stickers for LOL Surprise OMG Dolls - Set 2

## Design #9



Doll's Right Eye  
(Left to you)



Doll's Left Eye  
(Right to you)

## Design #10



Doll's Right Eye  
(Left to you)



Doll's Left Eye  
(Right to you)

## Design #11



Doll's Right Eye  
(Left to you)



Doll's Left Eye  
(Right to you)

## Design #12



Doll's Right Eye  
(Left to you)



Doll's Left Eye  
(Right to you)

## Design #13



Doll's Right Eye  
(Left to you)




Doll's Left Eye  
(Right to you)

## Design #14



Doll's Right Eye  
(Left to you)



Doll's Left Eye  
(Right to you)

## Design #15



Doll's Right Eye  
(Left to you)



Doll's Left Eye  
(Right to you)

## Design #16



Doll's Right Eye  
(Left to you)



Doll's Left Eye  
(Right to you)

© Tracey Marsden 2021. All Rights Reserved.  
This pattern is for personal, non-commercial use only.

Visit [sunidoll.com](http://sunidoll.com) for more patterns and tutorials.




# Eye Stickers for LOL Surprise OMG Dolls - Set 3 (DIY)




Doll's Right Eye  
(Left to you)



Doll's Left Eye  
(Right to you)



Doll's Right Eye  
(Left to you)




Doll's Left Eye  
(Right to you)




Doll's Right Eye  
(Left to you)



Doll's Left Eye  
(Right to you)




Doll's Right Eye  
(Left to you)




Doll's Left Eye  
(Right to you)



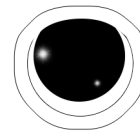
Doll's Right Eye  
(Left to you)



Doll's Left Eye  
(Right to you)




Doll's Right Eye  
(Left to you)




Doll's Left Eye  
(Right to you)



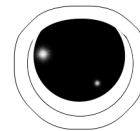
Doll's Right Eye  
(Left to you)



Doll's Left Eye  
(Right to you)



Doll's Right Eye  
(Left to you)



Doll's Left Eye  
(Right to you)

© Tracey Marsden 2021. All Rights Reserved.  
This pattern is for personal, non-commercial use only.

Visit [sunidoll.com](http://sunidoll.com) for more patterns and tutorials.

